



**bluepoint LED**  
with Process FLOW Control

UV point source

**System-Features**

- Clean room capable
- Processing of temperature-sensitive materials
- LED power output separately adjustable
- Entry of complete program sequences

**Advantages**

- Reduction of maintenance costs
- Extremely long service life
- Low temperature load
- Intelligent power control

## bluepoint LED

**bluepoint LED** has been developed for all applications requiring a **most intensive UV irradiation**. Thanks to its high intensity and the possibility to program complete process sequences, e.g. exposure series with different intensities and holding times, it is possible to realise **shortest cycle and machine throughput times** especially in fully automated production lines.

The typical **service life of a LED is longer than 10,000 hours\***. The LEDs can be switched on and off as often as necessary. They do not require a heating or cooling phase. The emitted wavelengths are 365/385/405 nm +/- 10 nm. It is thus possible to adapt the intensity to any application in question.

Up to four LED heads can be connected to the operating unit whereby the diodes can emit **different wavelengths**. Each LED can be **activated separately**. bluepoint recognises autonomously the type of LED and automatically adapts the parameters.



## Applications

bluepoint spot sources are appropriate for various applications like:

- Bonding, fixing or encapsulating of components in the electronic, optical or medical sector
- Fluorescence stimulation for materials testing and picture processing
- High-intensive UV irradiation in the chemical, biological and pharmaceutical sector
- UV-irradiation for different applications in a clean room

## Lamp activation

The irradiation time can be adjusted for each LED head separately in range between 0.1 and 999.9 seconds. The alternative is a continuous operation. With a very long non-stop irradiation, an additional passive cooling of the heads may be necessary.

The **electric lamp power output can also be adjusted between 15% and 100% in 1%-steps** (depending on the LED head). The unit registers the LED operating hours as well as the unit's operating hours.

Due to the application bluepoint LED offers different modes of power control. In the standard power-mode a value between 10% and 100% is forced, according to which the LED capacity gets adjusted.

The ConstPower mode allows an almost constant optical output. In this mode the intensity of irradiation is kept constant over a broad temperature range. For a short time irradiation with longer breaks between separate irradiation cycles the optical output can be maximised in the PeakPower mode.

## Interfaces

bluepoint LED has the following interfaces:

- PLC inputs: 4x LED on, start "Process FLOW Control" (PFC), inquiry input for PFC, start calibration through PLC
- PLC outputs: 4x status LED (LED on, LED off, LED error, LED warning), 1x status unit (unit on, unit error, PFC is running, ...)
- Dry contact with selectable function (cf. PLC outputs)
- RS 232 interface for programming the operating parameters, for operating the unit with PLC or PC, for transferring program sequences or for downloading the update of the operating software
- Foot switch
- Release safety circuit
- Signal „Radiation on“
- Safety code in order to protect the unit against unauthorised use

## Process FLOW Control

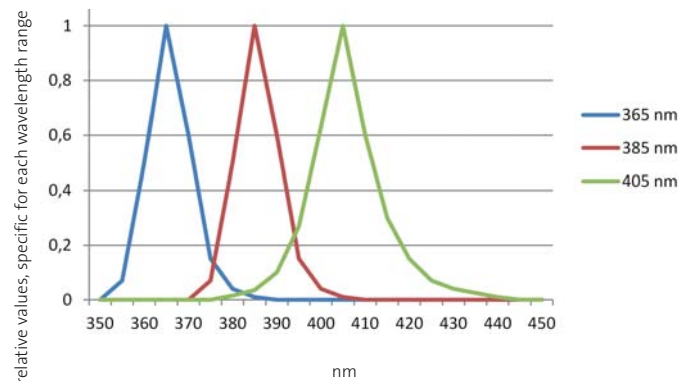
With bluepoint LED, **complete process sequences can be programmed**. They can be entered through the control system or by transferring a text file compiled on PC. The following sequences can be programmed:

- Exposure series with different intensities
- Activation of external handling components
- Holding times
- Conditional commanding depending on extern control signals

## Further features

All parameter settings can be filed in six memory locations and reloaded when needed. The language for the menu texts can be selected between German, English, French or Italian.

Spectral distribution



## Advantages of the LED technology

LEDs do not emit IR radiation. Thanks to the inferior temperature load of the substrate, even temperature-sensitive materials can be irradiated. The different spectra available guarantee a safe and fast curing. As LEDs do not require a heating phase, LED heads can be switched on and off without any problems: they are immediately ready for operation.

Moreover, the following features characterise bluepoint LED:

- Large and clear display with all relevant information
- Intelligent power control (for each LED head separately)
- Temperature compensation of the LED
- Entry of complete program sequences



LED head

## Technical Data bluepoint LED

Typical LED service life	> 10.000 hours*
Max. UVA intensity	up to 9.500 mW/cm <sup>2</sup> **
Adjustment range of timer	0,1 – 999,9 sec or continuous op.
Wavelengths	365, 385, 405 nm
Power supply	90 V – 264 V 47 Hz – 63 Hz
Max. input current	1,5 A
Power input	120 W
Dimensions (H x W x D)	146 x 236 x 151 mm
Weight	approx. 3 kg

\* depending on operating conditions and ambient temperature

\*\* measured with Hönle UV meter with LED sensor

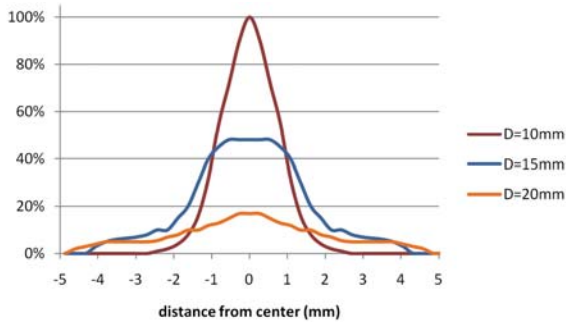


Dr. Hönle AG UV Technology, Lochhamer Schlag 1, 82166 Gräfelfing/München, Germany  
Phone: +49 89 85608-0, Fax: +49 89 85608-148. [www.hoenle.de](http://www.hoenle.de)

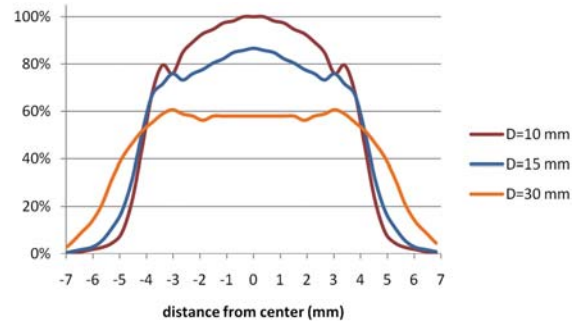
Operating parameters depend on production characteristics and may differ from the foregoing information.  
We reserve the right to modify technical data. © Copyright Dr. Hönle AG. Updated 10/11.

UV-LED lens types

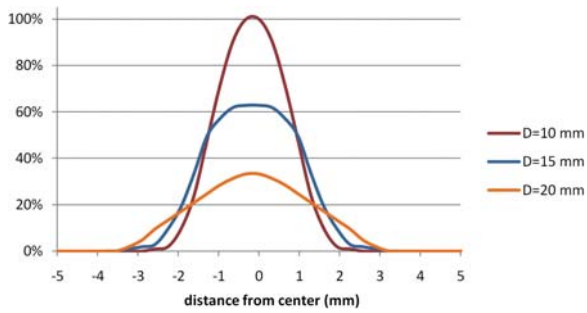
Hönle LED head „Peak Optic“



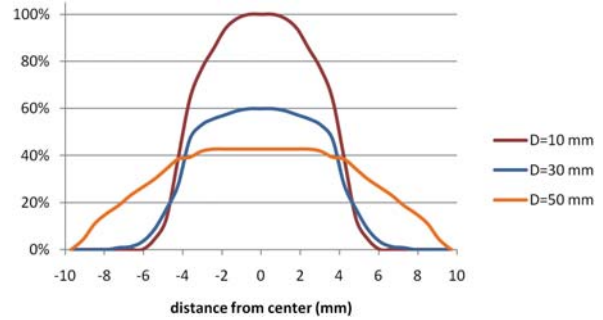
Hönle LED head „Flat Optic“



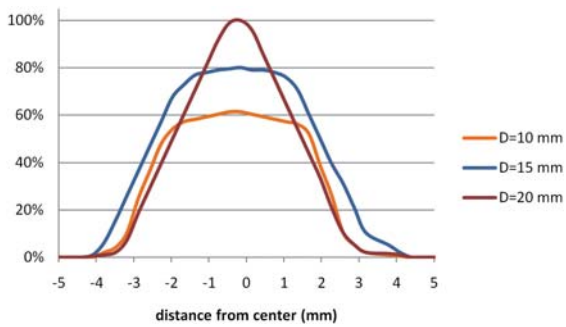
Hönle LED lens Type 6



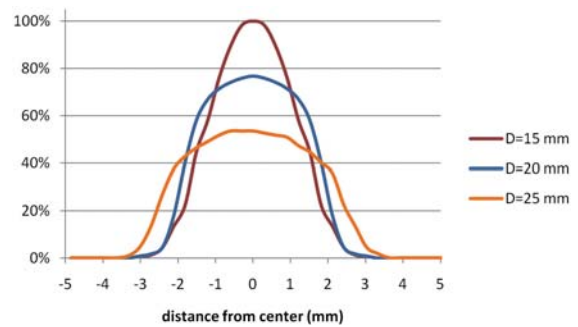
Hönle LED lens Type 5



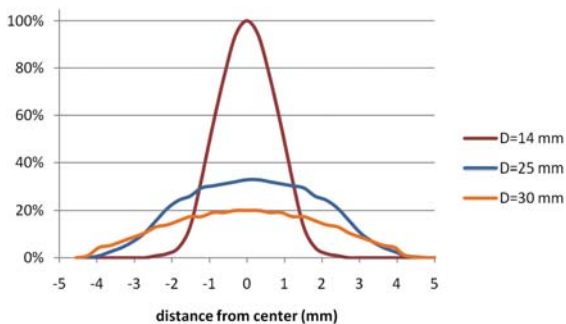
Hönle LED lens Type 4

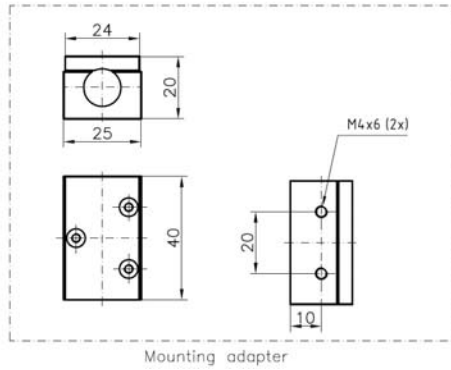
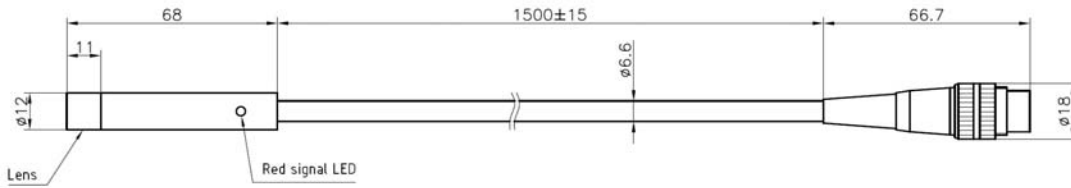


Hönle LED lens Type 3



Hönle LED lens Type 2





Drawing LED head

	LED Head Peak Optic	LED Head Flat Optic			LED Lens Type 6			LED Lens Type 5			LED Lens Type 4			LED Lens Type 3			LED Lens Type 2		
Wavelength [nm]	365	365	385	405	365	385	405	365	385	405	365	385	405	365	385	405	365	385	405
Peak intensity* [mW/cm <sup>2</sup> ]	6800	950	1100	1300	10000	12000	12900	800	900	1000	3100	3500	4000	6000	6900	7800	9100	10000	11000
Fokus-distance [mm]	10	15			10			30			15			15			14		
Fokus-Diameter [mm]	1	10			2			9			4			3			2		

\* measured at focus-distance with a Hönle UV meter and LED sensor

More Hönle LED-Units



hönle group		Curing	Drying	Bonding	Potting	Measuring
aladin	eleco-efd	eltosch	hönle	mitronic	panacol	printconcept
					uv-technik speziallampen	